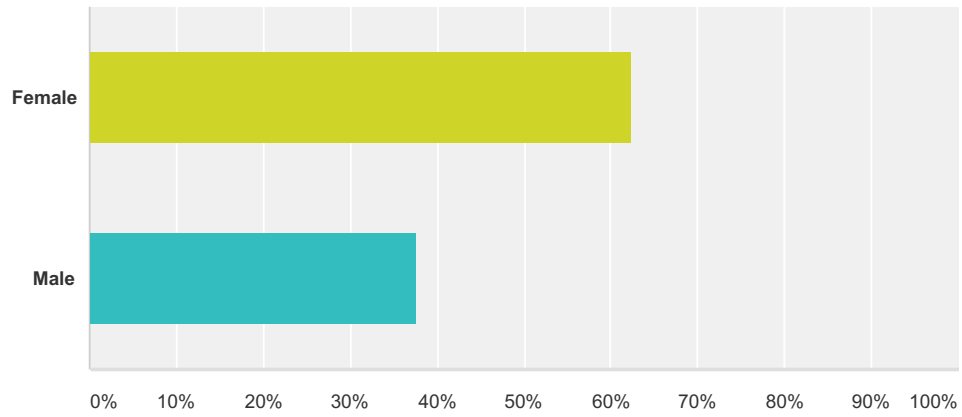


Q1 What is your gender?

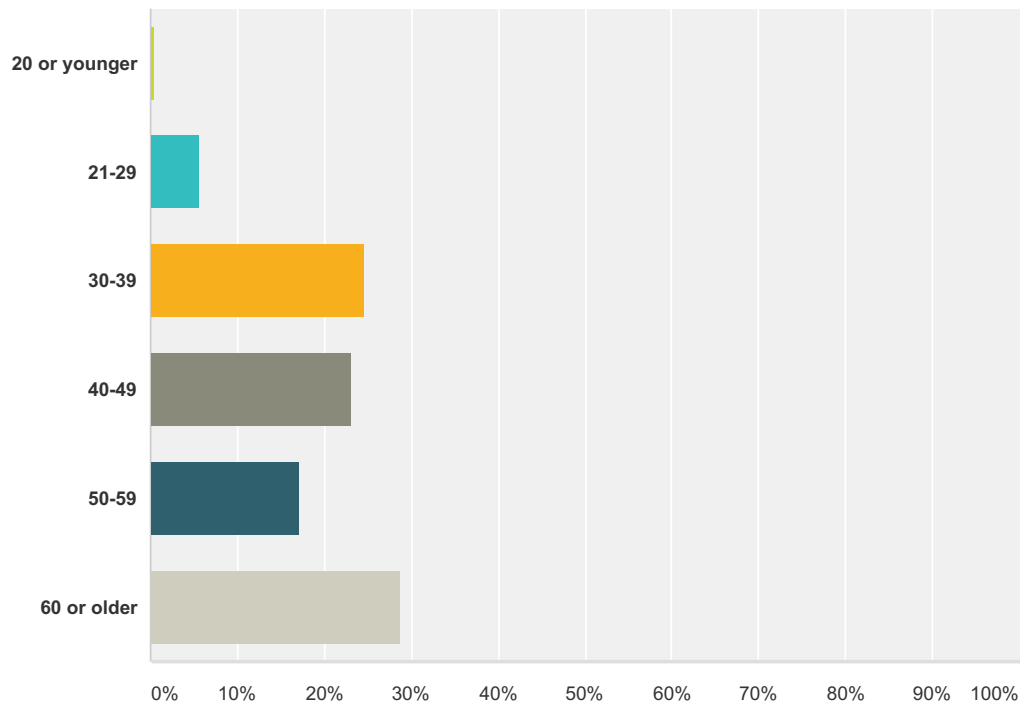
Answered: 263 Skipped: 0



Answer Choices	Responses
Female	62.36% 164
Male	37.64% 99
Total	263

Q2 Which category below includes your age?

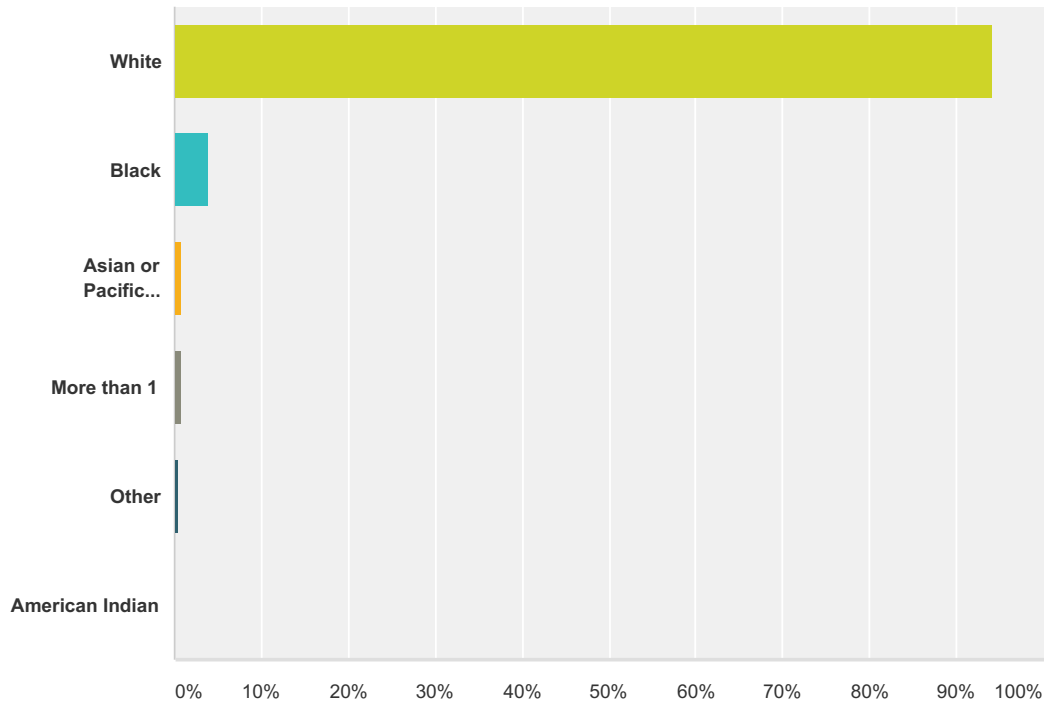
Answered: 263 Skipped: 0



Answer Choices	Responses
20 or younger	0.38% 1
21-29	5.70% 15
30-39	24.71% 65
40-49	23.19% 61
50-59	17.11% 45
60 or older	28.90% 76
Total	263

Q3 What is your race? (optional)

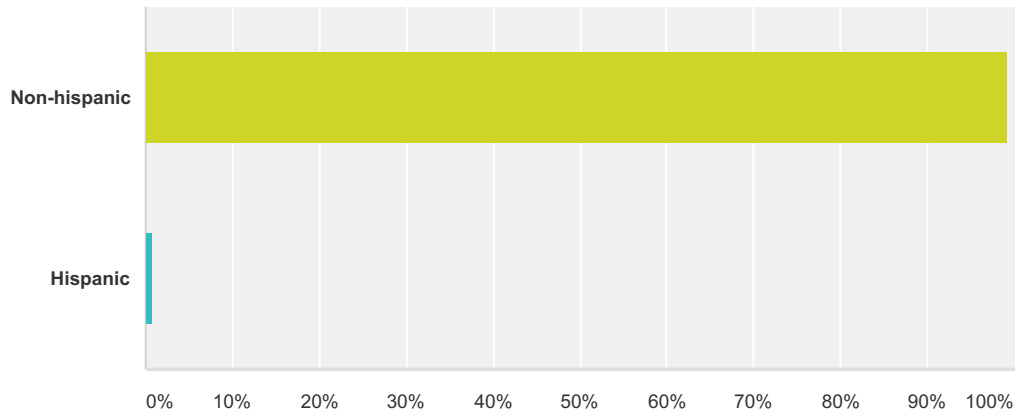
Answered: 255 Skipped: 8



Answer Choices	Responses
White	94.12% 240
Black	3.92% 10
Asian or Pacific Islander	0.78% 2
More than 1	0.78% 2
Other	0.39% 1
American Indian	0.00% 0
Total	255

Q4 What is your ethnic background? (optional)

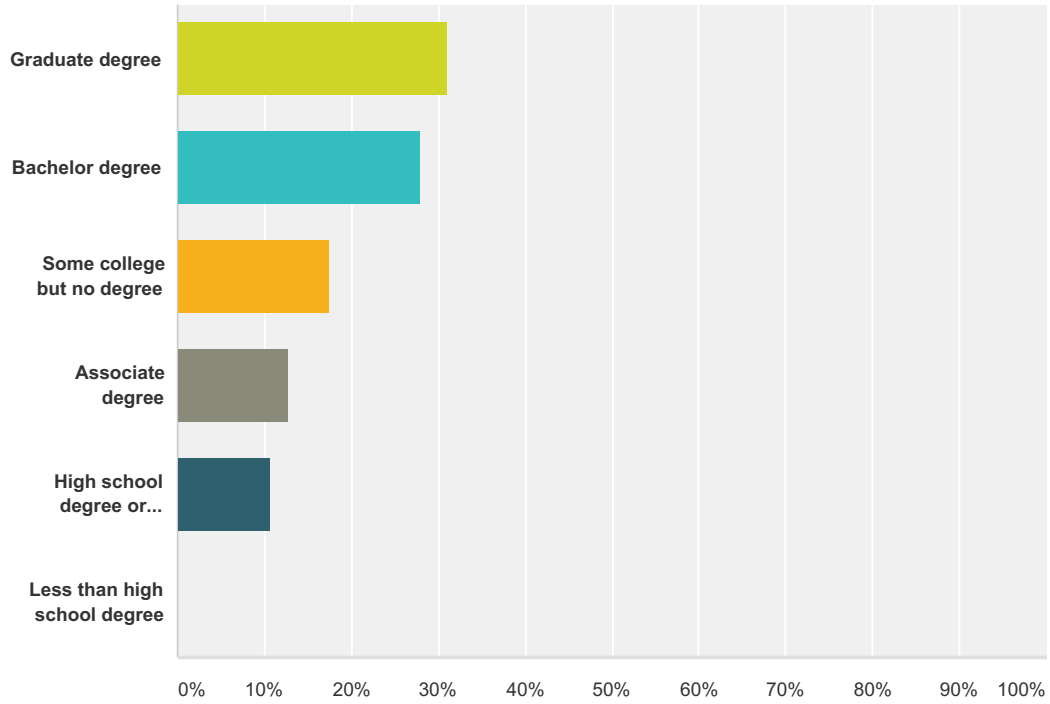
Answered: 243 Skipped: 20



Answer Choices	Responses
Non-hispanic	99.18% 241
Hispanic	0.82% 2
Total	243

Q5 What is the highest level of school you have completed or the highest degree you have received? (optional)

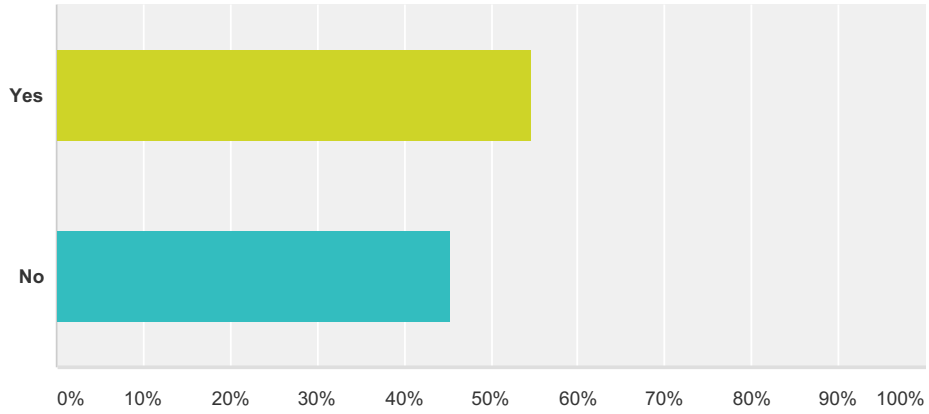
Answered: 261 Skipped: 2



Answer Choices	Responses
Graduate degree	31.03% 81
Bachelor degree	27.97% 73
Some college but no degree	17.62% 46
Associate degree	12.64% 33
High school degree or equivalent (e.g., GED)	10.73% 28
Less than high school degree	0.00% 0
Total	261

Q6 Do you live within the corporate limits of the City of Milford? If No, skip to question 11.

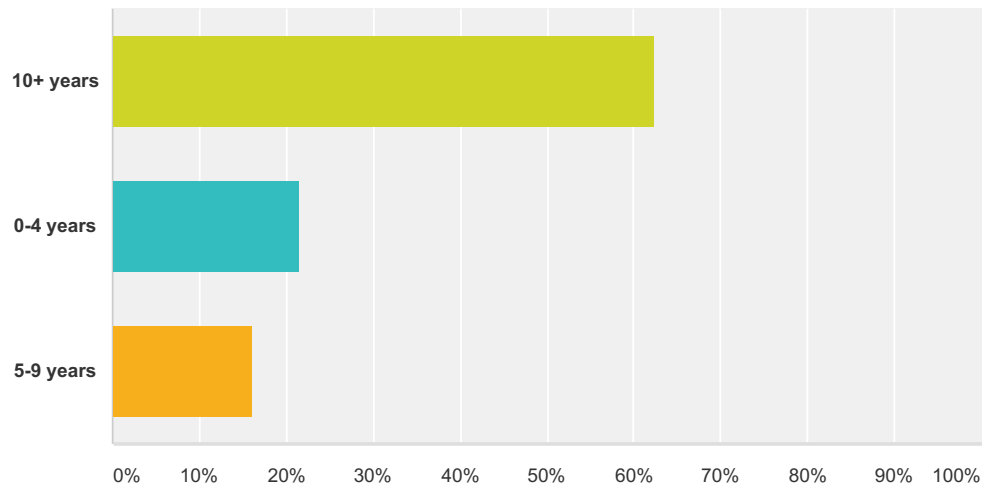
Answered: 263 Skipped: 0



Answer Choices	Responses	
Yes	54.75%	144
No	45.25%	119
Total		263

Q7 If Yes, how long have you lived in Milford?

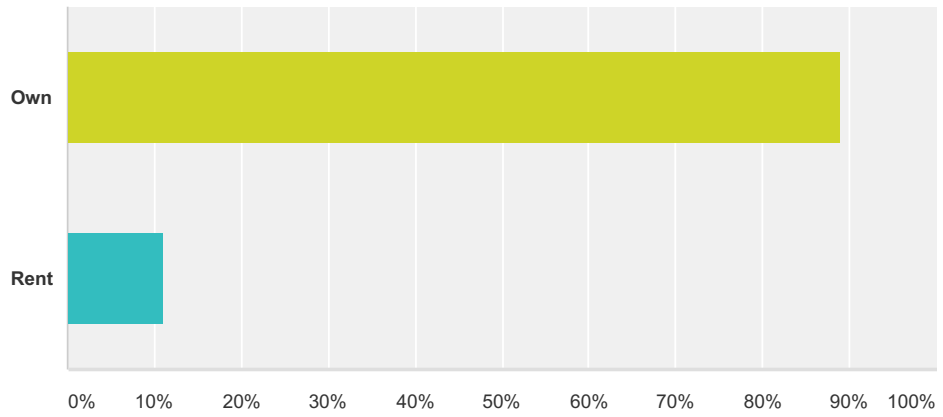
Answered: 144 Skipped: 119



Answer Choices	Responses
10+ years	62.50% 90
0-4 years	21.53% 31
5-9 years	15.97% 23
Total	144

Q8 Do you rent or own your residence?

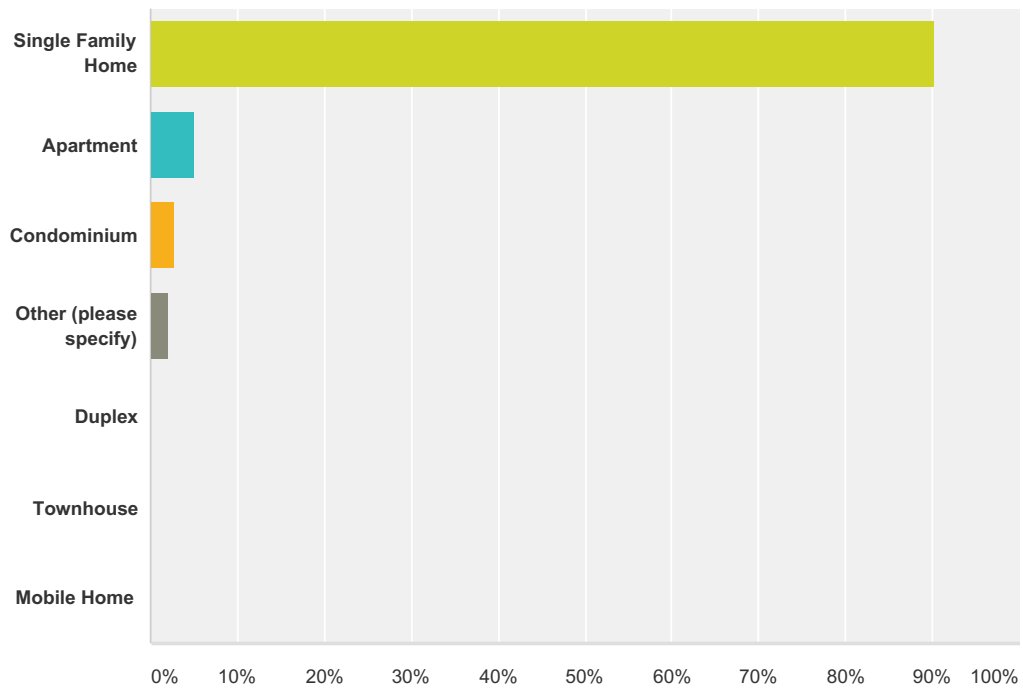
Answered: 144 Skipped: 119



Answer Choices	Responses	
Own	88.89%	128
Rent	11.11%	16
Total		144

Q9 How would you describe your residence?

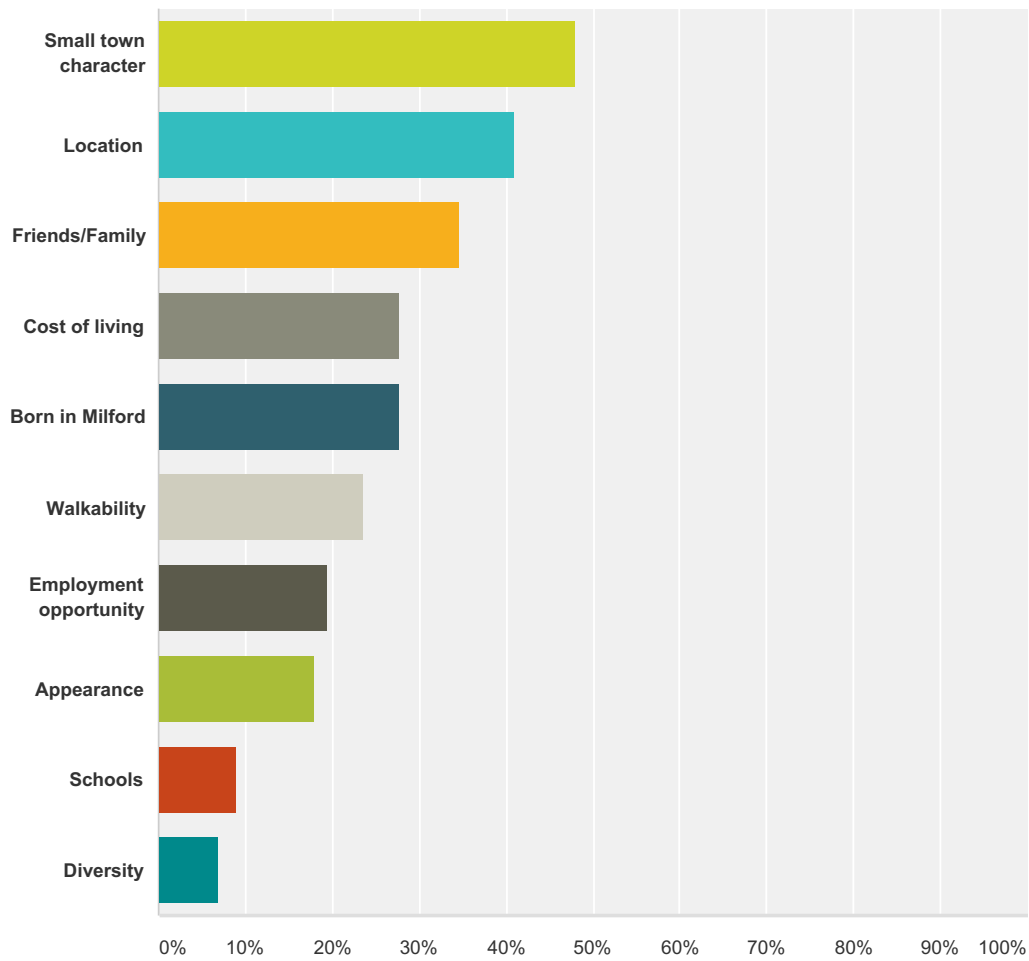
Answered: 142 Skipped: 121



Answer Choices	Responses	
Single Family Home	90.14%	128
Apartment	4.93%	7
Condominium	2.82%	4
Other (please specify)	2.11%	3
Duplex	0.00%	0
Townhouse	0.00%	0
Mobile Home	0.00%	0
Total		142

Q10 Why did you choose to move/live here? (check all that apply)

Answered: 144 Skipped: 119

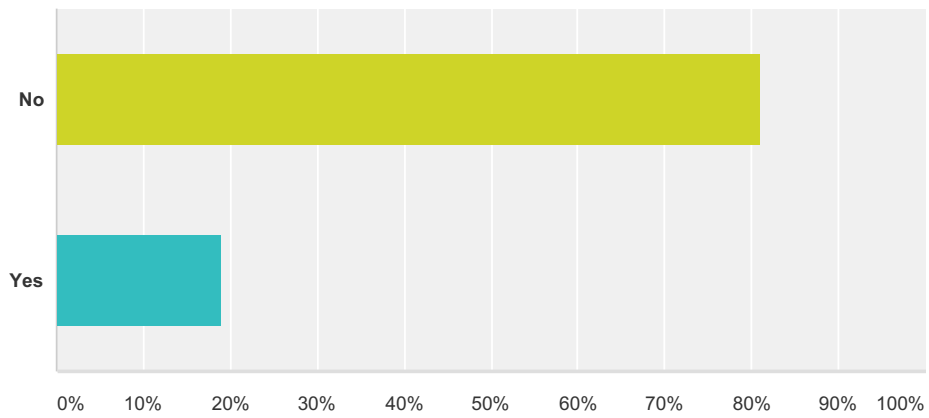


Answer Choices	Responses	Count
Small town character	47.92%	69
Location	40.97%	59
Friends/Family	34.72%	50
Cost of living	27.78%	40
Born in Milford	27.78%	40
Walkability	23.61%	34
Employment opportunity	19.44%	28
Appearance	18.06%	26
Schools	9.03%	13
Diversity	6.94%	10

Total Respondents: 144

Q11 Do you own a business in the City? If No, skip to question 14.

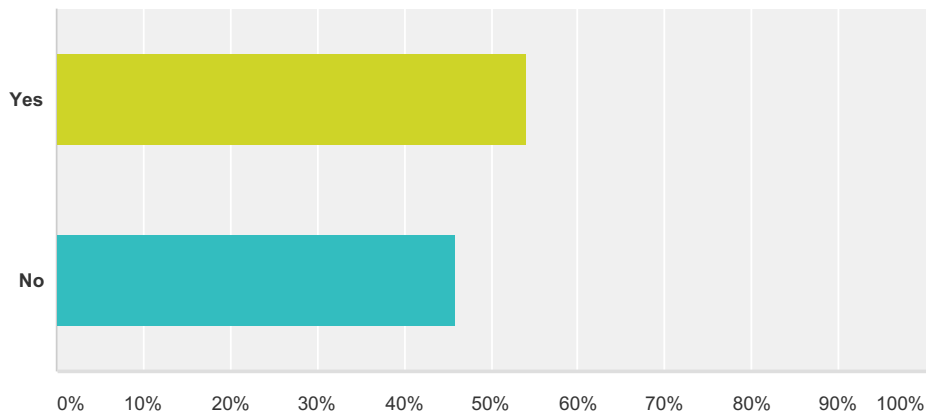
Answered: 263 Skipped: 0



Answer Choices	Responses
No	80.99% 213
Yes	19.01% 50
Total	263

Q12 Do you own the building in which the business is located?

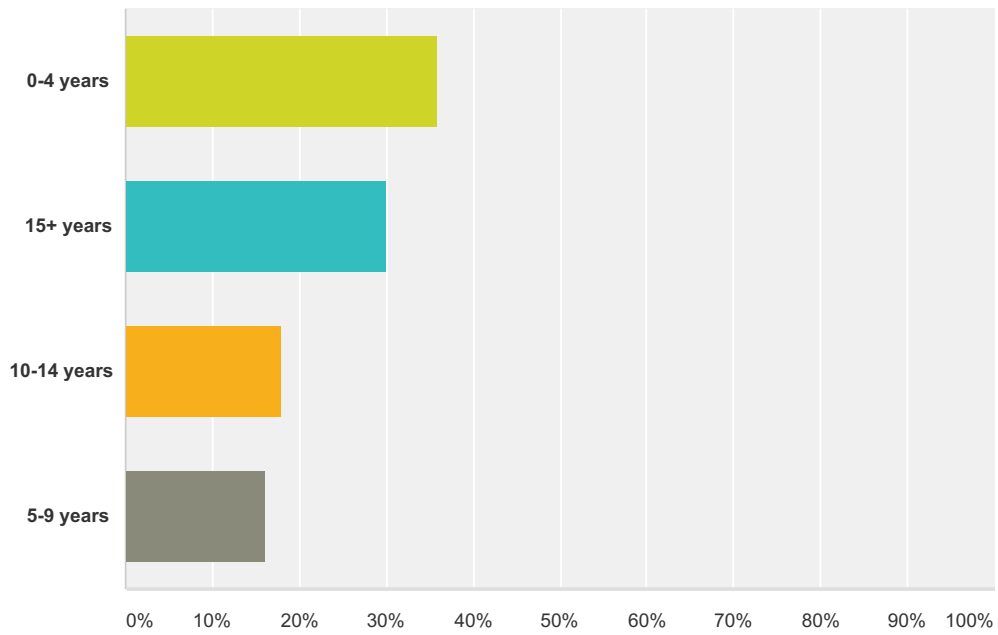
Answered: 50 Skipped: 213



Answer Choices	Responses	
Yes	54.00%	27
No	46.00%	23
Total		50

Q13 If you own a business in the City of Milford, how long have you owned it?

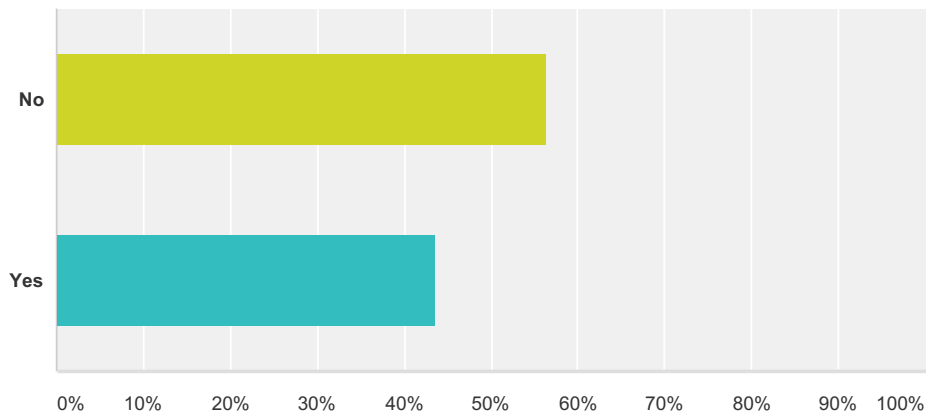
Answered: 50 Skipped: 213



Answer Choices	Responses
0-4 years	36.00% 18
15+ years	30.00% 15
10-14 years	18.00% 9
5-9 years	16.00% 8
Total	50

Q14 Do you work within the limits of the City of Milford?

Answered: 263 Skipped: 0

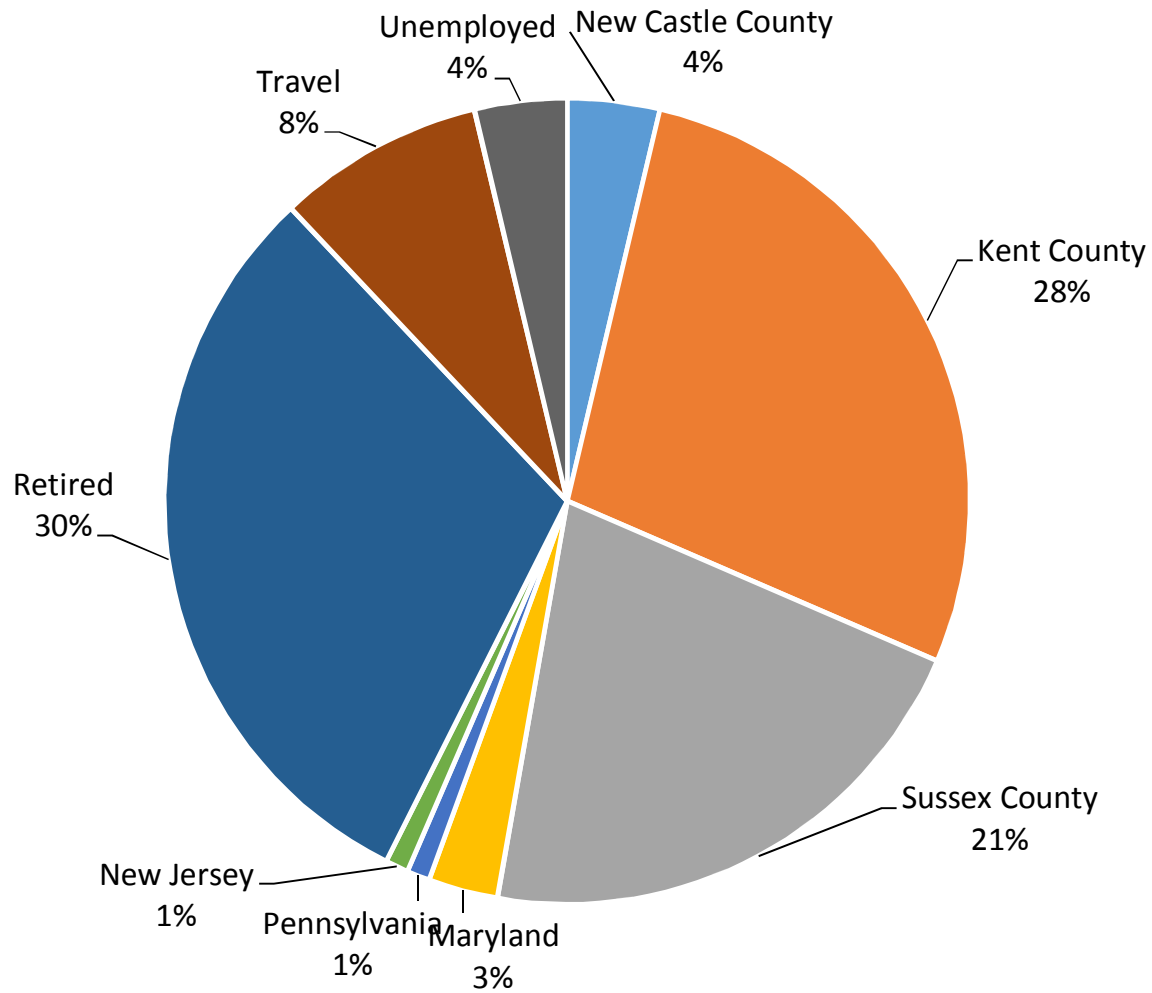


Answer Choices	Responses	
No	56.27%	148
Yes	43.73%	115
Total		263

Q15 If No, where do you work?

Answered: 125 Skipped: 138

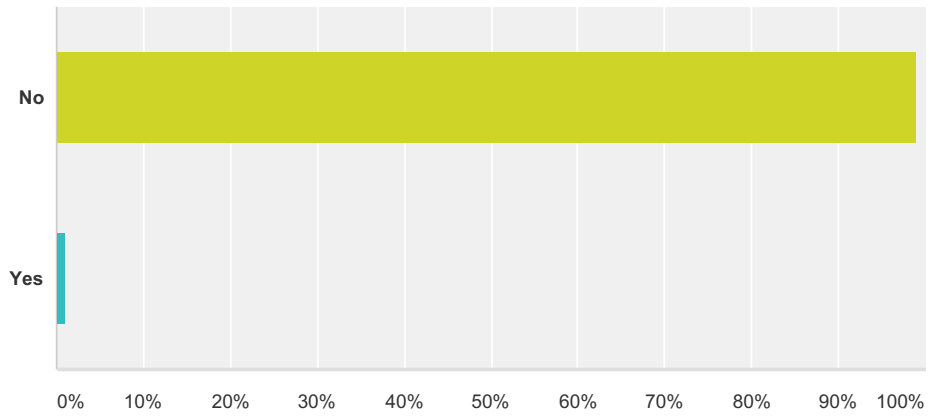
Q15 - If No, where do you work?



- New Castle County
- Kent County
- Sussex County
- Maryland
- Pennsylvania
- New Jersey
- Retired
- Travel
- Unemployed

Q16 Do you use public transportation?

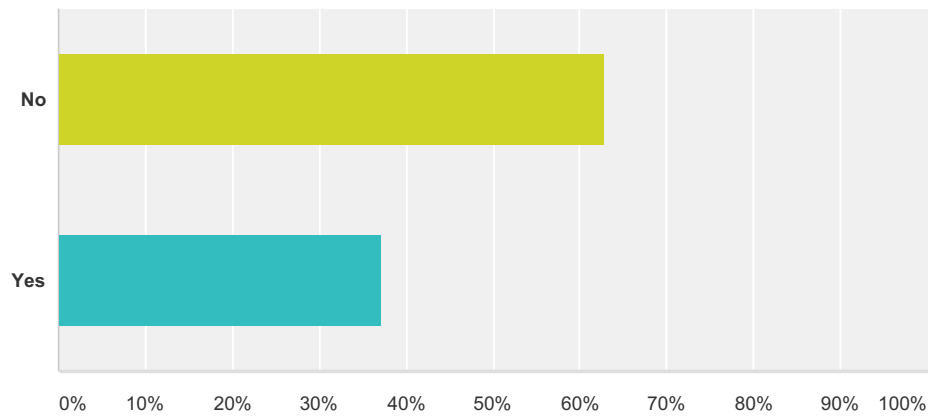
Answered: 263 Skipped: 0



Answer Choices	Responses
No	98.86% 260
Yes	1.14% 3
Total	263

Q17 If No, would you use public transportation if it was available?

Answered: 263 Skipped: 0

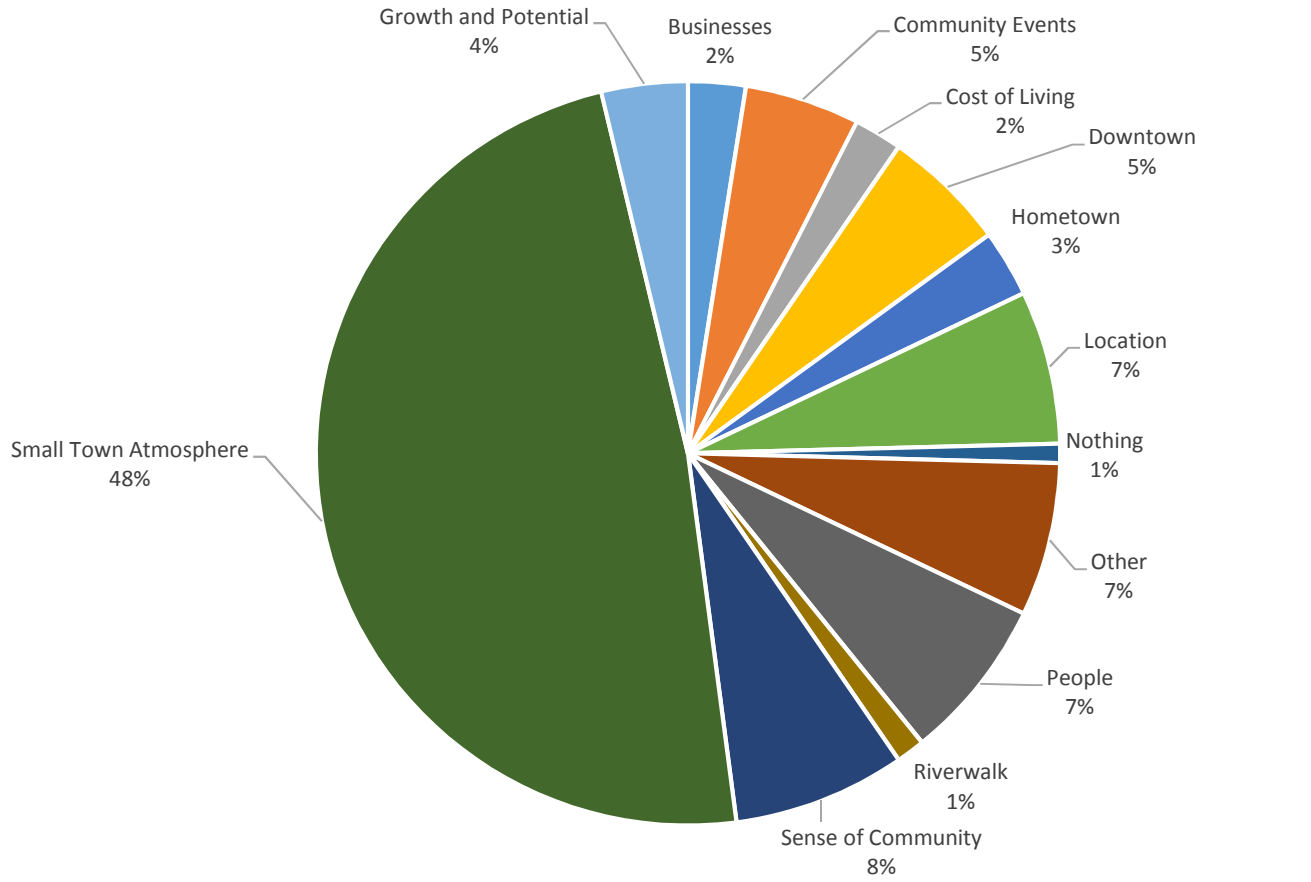


Answer Choices	Responses	
No	62.74%	165
Yes	37.26%	98
Total		263

Q18 What do you like most about Milford?

Answered: 242 Skipped: 21

Q18 - What do you like most about Milford

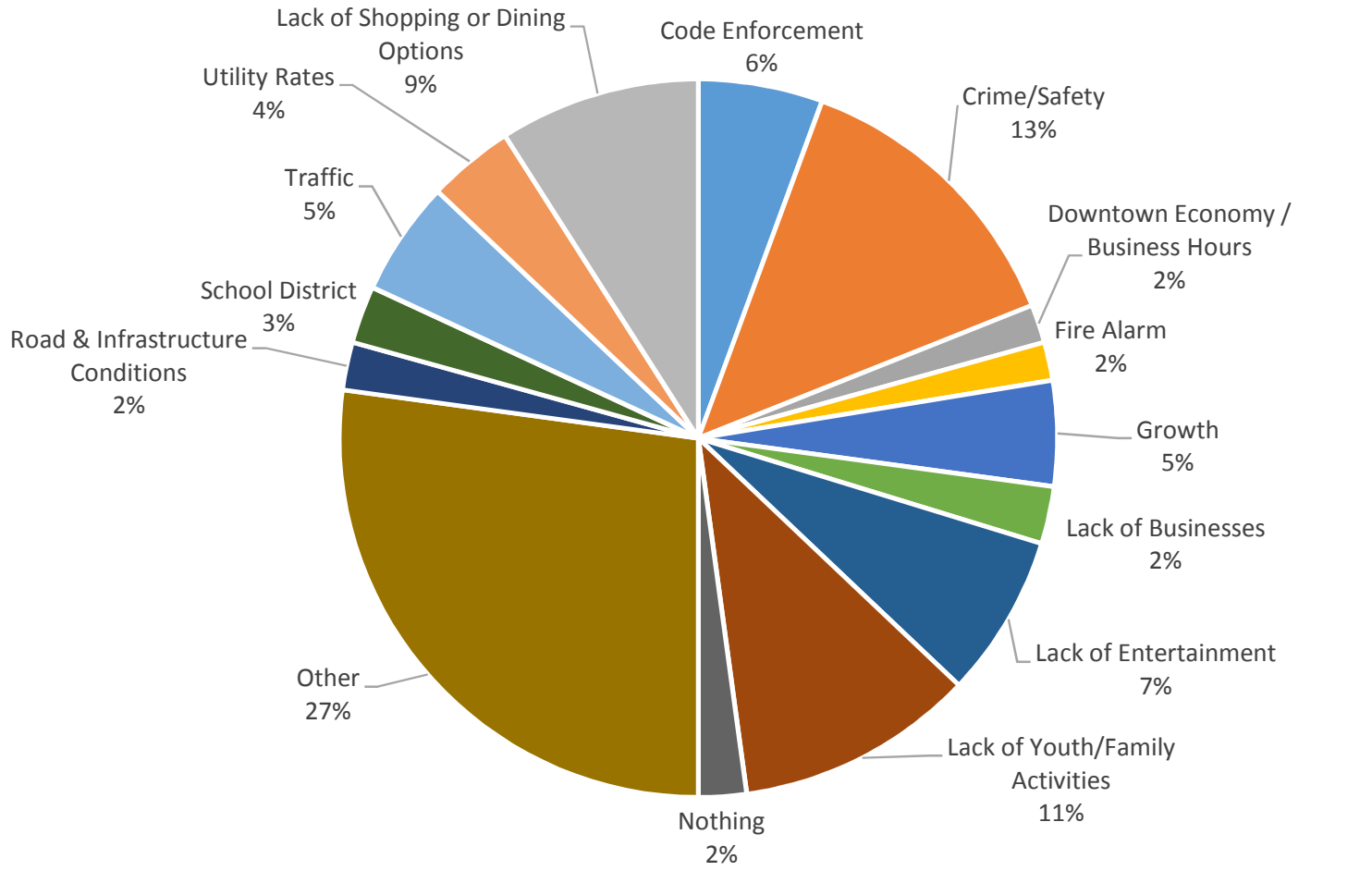


- Businesses
- Community Events
- Cost of Living
- Downtown
- Hometown
- Location
- Nothing
- Other
- People
- Riverwalk
- Sense of Community
- Small Town Atmosphere
- Growth and Potential

Q19 What do you like least about Milford?

Answered: 233 Skipped: 30

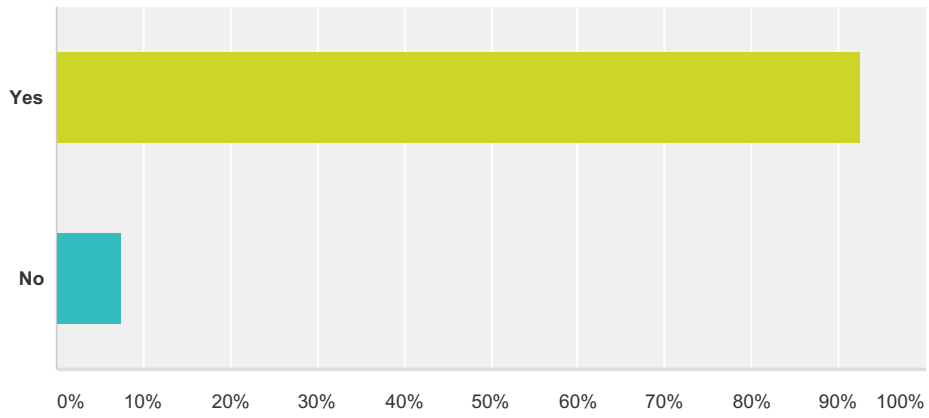
Q19 - What do you like least about Milford?



- Code Enforcement
- Crime/Safety
- Downtown Economy / Business Hours
- Fire Alarm
- Growth
- Lack of Businesses
- Lack of Entertainment
- Lack of Youth/Family Activities
- Nothing
- Other
- Road & Infrastructure Conditions
- School District
- Traffic
- Utility Rates
- Lack of Shopping or Dining Options

Q20 Would you say Milford is a good place to live?

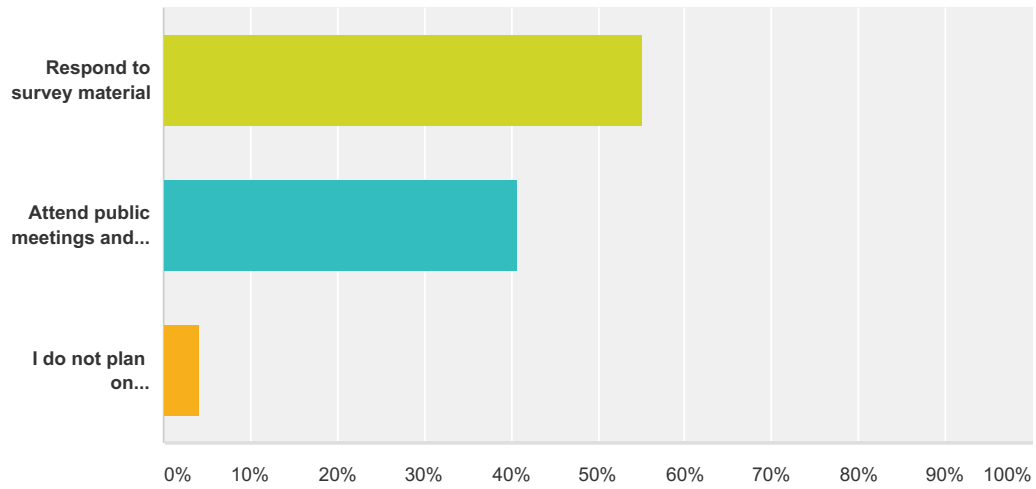
Answered: 263 Skipped: 0



Answer Choices	Responses
Yes	92.40% 243
No	7.60% 20
Total	263

Q21 How will you participate in the development of Milford's Comprehensive Plan?

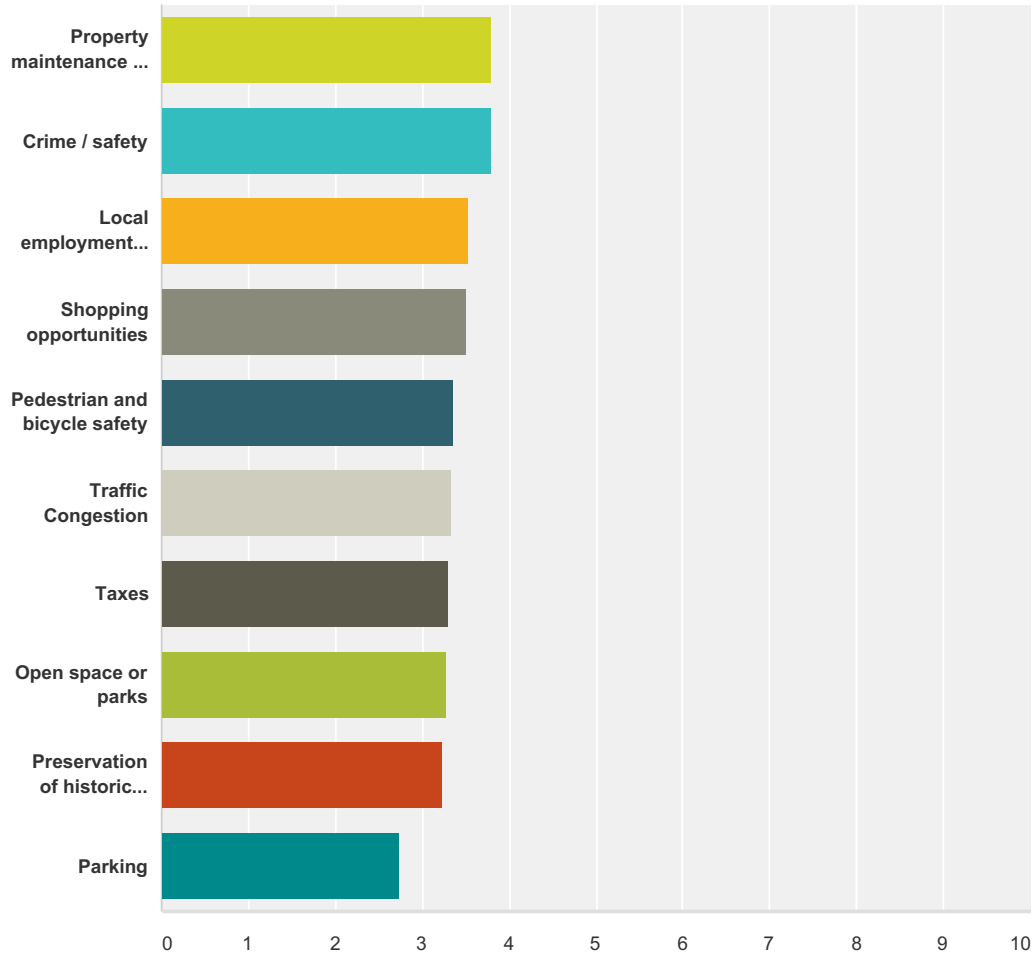
Answered: 263 Skipped: 0



Answer Choices	Responses	Count
Respond to survey material	55.13%	145
Attend public meetings and workshops	40.68%	107
I do not plan on participating	4.18%	11
Total		263

Q22 How concerned are you of the future of the following community elements within the City?

Answered: 263 Skipped: 0

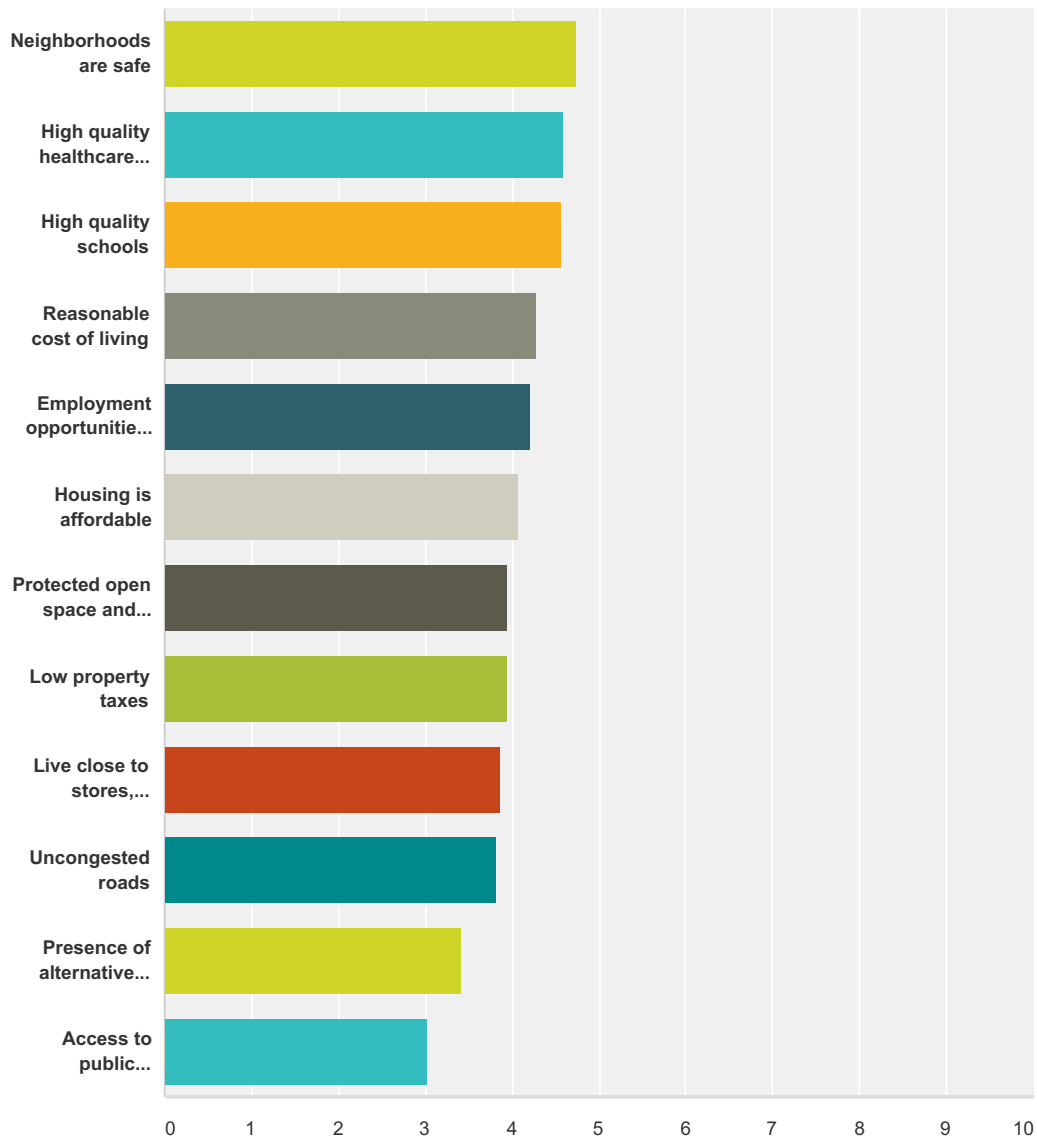


	Not At All Concerned	Slightly Concerned	Somewhat Concerned	Moderately Concerned	Extremely Concerned	Total	Weighted Average
Property maintenance - general appearance of buildings and property	4.18% 11	10.65% 28	19.39% 51	32.70% 86	33.08% 87	263	3.80
Crime / safety	3.80% 10	10.27% 27	22.81% 60	28.90% 76	34.22% 90	263	3.79
Local employment opportunities	8.37% 22	14.83% 39	16.35% 43	36.12% 95	24.33% 64	263	3.53
Shopping opportunities	10.27% 27	13.69% 36	17.49% 46	31.56% 83	27.00% 71	263	3.51
Pedestrian and bicycle safety	9.51% 25	14.83% 39	27.38% 72	25.86% 68	22.43% 59	263	3.37
Traffic Congestion	11.41% 30	16.73% 44	21.67% 57	26.24% 69	23.95% 63	263	3.35

Taxes	16.73% 44	12.93% 34	22.81% 60	20.15% 53	27.38% 72	263	3.29
Open space or parks	13.31% 35	14.83% 39	22.43% 59	30.80% 81	18.63% 49	263	3.27
Preservation of historic buildings	12.55% 33	14.83% 39	28.14% 74	24.71% 65	19.77% 52	263	3.24
Parking	21.67% 57	23.95% 63	21.67% 57	23.95% 63	8.75% 23	263	2.74

Q23 Please rate the level of importance for the following quality of life elements.

Answered: 263 Skipped: 0

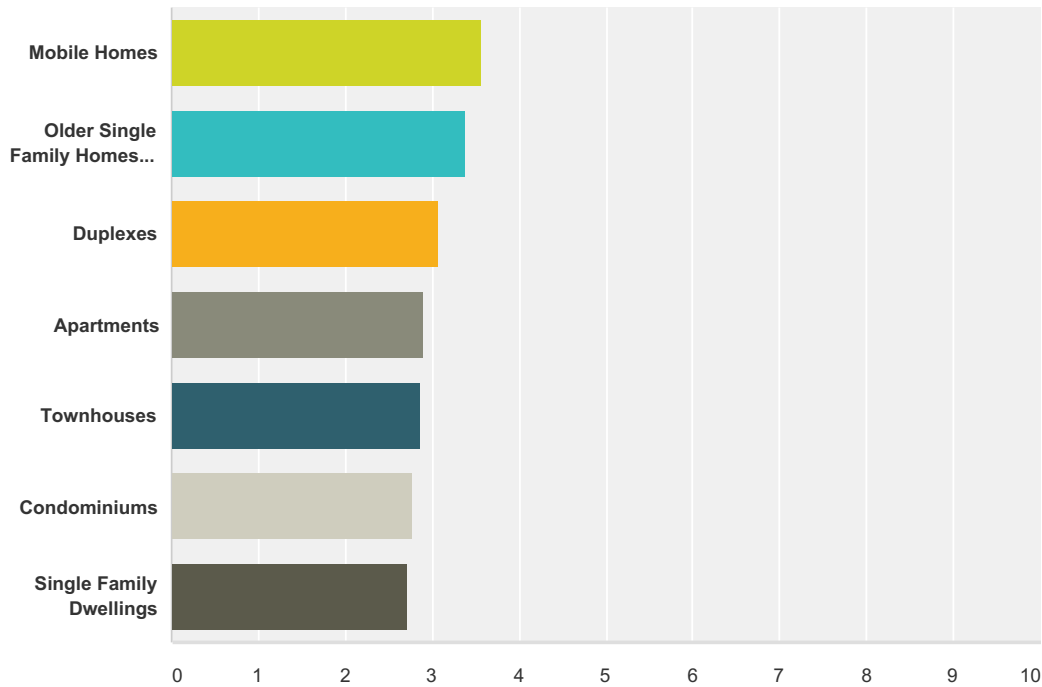


	Not At All Important	Slightly Important	Neutral	Moderately Important	Extremely Important	Total	Weighted Average
Neighborhoods are safe	0.76% 2	1.52% 4	1.52% 4	15.21% 40	80.99% 213	263	4.74
High quality healthcare facilities	1.14% 3	0.76% 2	4.94% 13	23.19% 61	69.96% 184	263	4.60
High quality schools	2.66% 7	0.38% 1	6.46% 17	18.25% 48	72.24% 190	263	4.57
Reasonable cost of living	0.76% 2	2.28% 6	9.13% 24	43.73% 115	44.11% 116	263	4.28
Employment opportunities exist	3.04% 8	3.04% 8	11.03% 29	34.60% 91	48.29% 127	263	4.22

Housing is affordable	1.52% 4	5.70% 15	13.31% 35	42.21% 111	37.26% 98	263	4.08
Protected open space and natural areas	2.66% 7	6.84% 18	16.73% 44	40.68% 107	33.08% 87	263	3.95
Low property taxes	3.42% 9	4.94% 13	22.05% 58	33.46% 88	36.12% 95	263	3.94
Live close to stores, restaurants and other services	2.28% 6	7.22% 19	19.39% 51	43.73% 115	27.38% 72	263	3.87
Uncongested roads	2.66% 7	5.70% 15	22.81% 60	44.11% 116	24.71% 65	263	3.83
Presence of alternative transportation (bikeways/footpaths)	9.51% 25	11.03% 29	24.71% 65	36.88% 97	17.87% 47	263	3.43
Access to public transportation	15.59% 41	13.69% 36	33.08% 87	28.90% 76	8.75% 23	263	3.02

Q24 How do you feel about the current amount of various housing types in Milford?

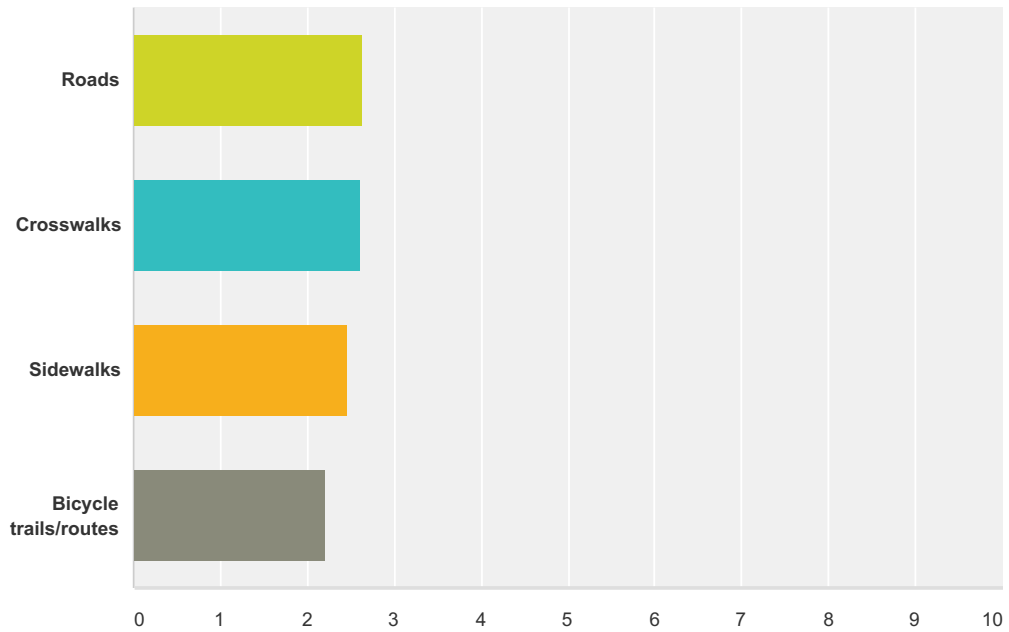
Answered: 263 Skipped: 0



	Far Too Little	Slightly Less than Enough	Enough	Slightly More than Enough	Far Too Many	Total	Weighted Average
Mobile Homes	1.90% 5	2.66% 7	51.33% 135	24.33% 64	19.77% 52	263	3.57
Older Single Family Homes converted to Apartments	4.18% 11	9.89% 26	48.29% 127	17.87% 47	19.77% 52	263	3.39
Duplexes	4.94% 13	15.59% 41	57.03% 150	13.31% 35	9.13% 24	263	3.06
Apartments	11.79% 31	21.29% 56	41.06% 108	16.73% 44	9.13% 24	263	2.90
Townhouses	6.46% 17	28.52% 75	44.87% 118	12.55% 33	7.60% 20	263	2.86
Condominiums	11.79% 31	23.57% 62	45.63% 120	13.31% 35	5.70% 15	263	2.78
Single Family Dwellings	9.13% 24	22.05% 58	57.79% 152	10.27% 27	0.76% 2	263	2.71

Q25 How would you rate the condition of the following facilities in terms of general safety within the City?

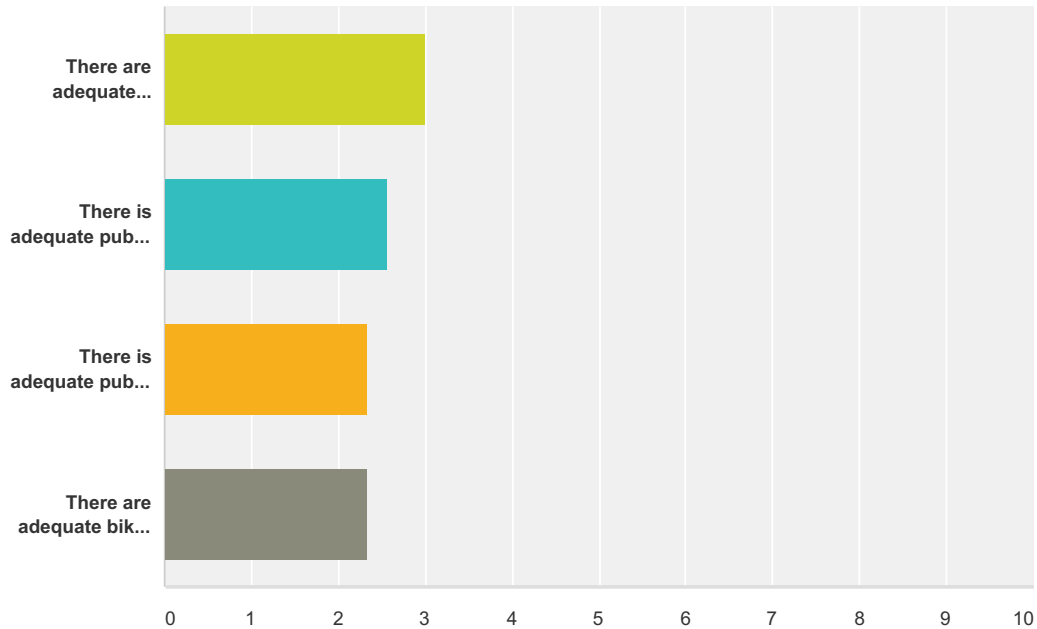
Answered: 263 Skipped: 0



	Poor	Fair	Good	Very Good	Excellent	Total	Weighted Average
Roads	7.98% 21	33.08% 87	47.15% 124	11.79% 31	0.00% 0	263	2.63
Crosswalks	9.13% 24	33.46% 88	45.25% 119	11.03% 29	1.14% 3	263	2.62
Sidewalks	14.45% 38	35.36% 93	40.30% 106	8.75% 23	1.14% 3	263	2.47
Bicycle trails/routes	22.05% 58	42.21% 111	28.90% 76	6.46% 17	0.38% 1	263	2.21

Q26 Please rate how much you agree with the following statements about public and alternative transportation issues in Milford using the following scale.

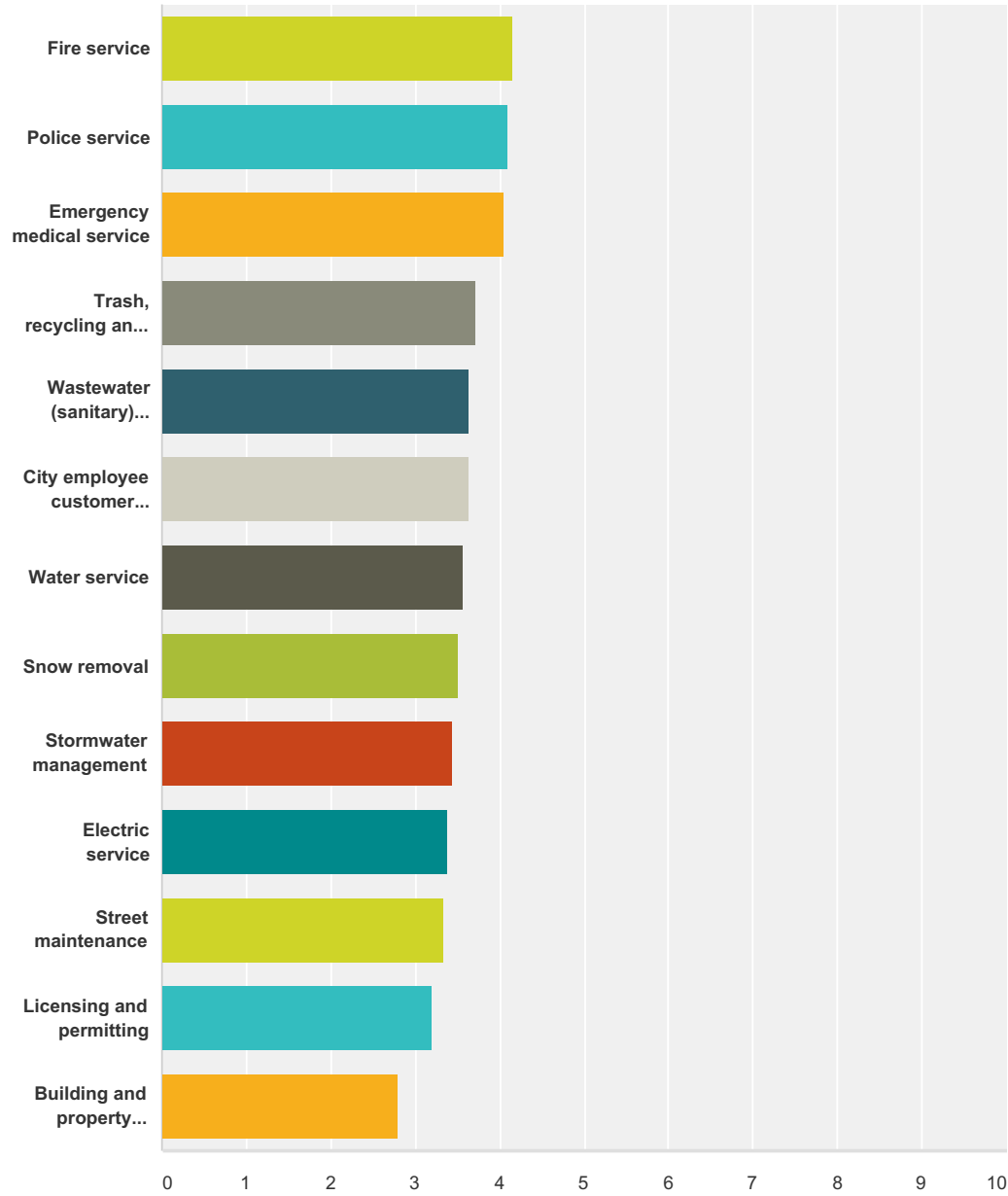
Answered: 263 Skipped: 0



	Strongly Disagree	Disagree	Neither Agree or Disagree	Agree	Strongly Agree	Total	Weighted Average
There are adequate sidewalks along the main roads in and around town.	13.31% 35	20.91% 55	19.77% 52	43.73% 115	2.28% 6	263	3.01
There is adequate public transportation linking Milford to towns like Harrington, Seaford, Georgetown, Dover and the resort areas.	14.07% 37	29.66% 78	44.49% 117	10.27% 27	1.52% 4	263	2.56
There is adequate public transportation within Milford to travel to local destinations like grocery stores, hospital or medical care, library, etc.	19.39% 51	34.60% 91	39.92% 105	4.94% 13	1.14% 3	263	2.34
There are adequate bike routes along the roads in town.	20.15% 53	39.16% 103	29.66% 78	9.51% 25	1.52% 4	263	2.33

Q27 The following are some services that are provided in Milford. Please note your satisfaction with the current level of service.

Answered: 263 Skipped: 0

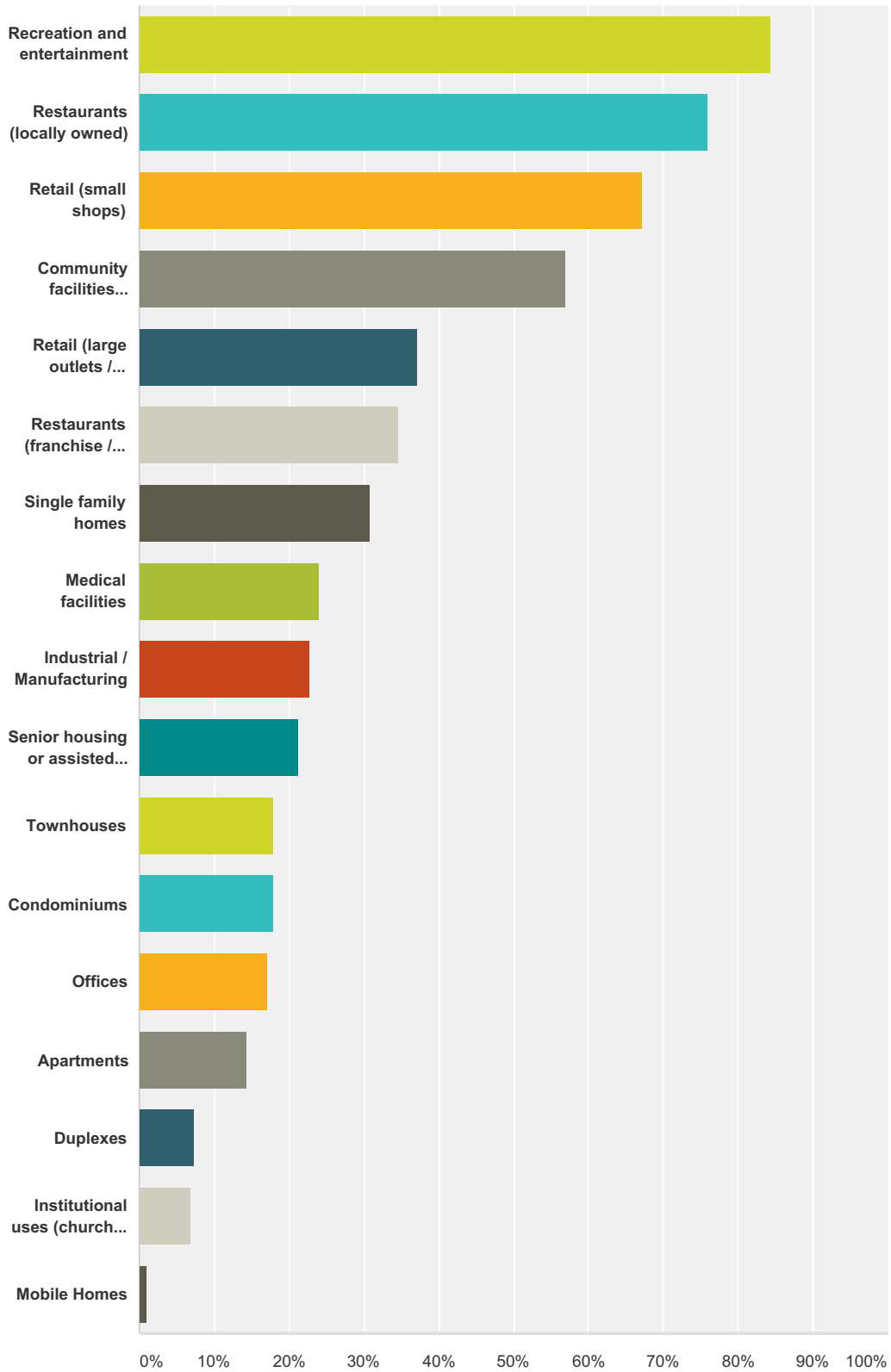


	Very Unsatisfied	Unsatisfied	Neither Satisfied or Unsatisfied	Satisfied	Very Satisfied	Total	Weighted Average
Fire service	0.76% 2	0.38% 1	18.63% 49	42.59% 112	37.64% 99	263	4.16
Police service	1.14% 3	5.70% 15	12.17% 32	44.49% 117	36.50% 96	263	4.10
Emergency medical service	1.14% 3	3.80% 10	18.63% 49	40.68% 107	35.74% 94	263	4.06

Trash, recycling and yard waste collection	1.52% 4	6.84% 18	29.28% 77	44.11% 116	18.25% 48	263	3.71
Wastewater (sanitary) service	1.14% 3	3.04% 8	38.78% 102	44.87% 118	12.17% 32	263	3.64
City employee customer service	0.76% 2	5.32% 14	38.02% 100	41.44% 109	14.45% 38	263	3.63
Water service	1.90% 5	7.60% 20	34.22% 90	45.25% 119	11.03% 29	263	3.56
Snow removal	3.04% 8	14.45% 38	21.67% 57	50.57% 133	10.27% 27	263	3.51
Stormwater management	3.04% 8	5.32% 14	43.73% 115	39.16% 103	8.75% 23	263	3.45
Electric service	9.13% 24	12.17% 32	26.24% 69	36.50% 96	15.97% 42	263	3.38
Street maintenance	5.32% 14	17.87% 47	22.81% 60	46.77% 123	7.22% 19	263	3.33
Licensing and permitting	3.80% 10	6.84% 18	59.70% 157	26.24% 69	3.42% 9	263	3.19
Building and property maintenance code enforcement	13.69% 36	22.05% 58	39.92% 105	20.15% 53	4.18% 11	263	2.79

Q28 I would like to see more of the following types of development in the City of Milford. (check all that apply)

Answered: 263 Skipped: 0

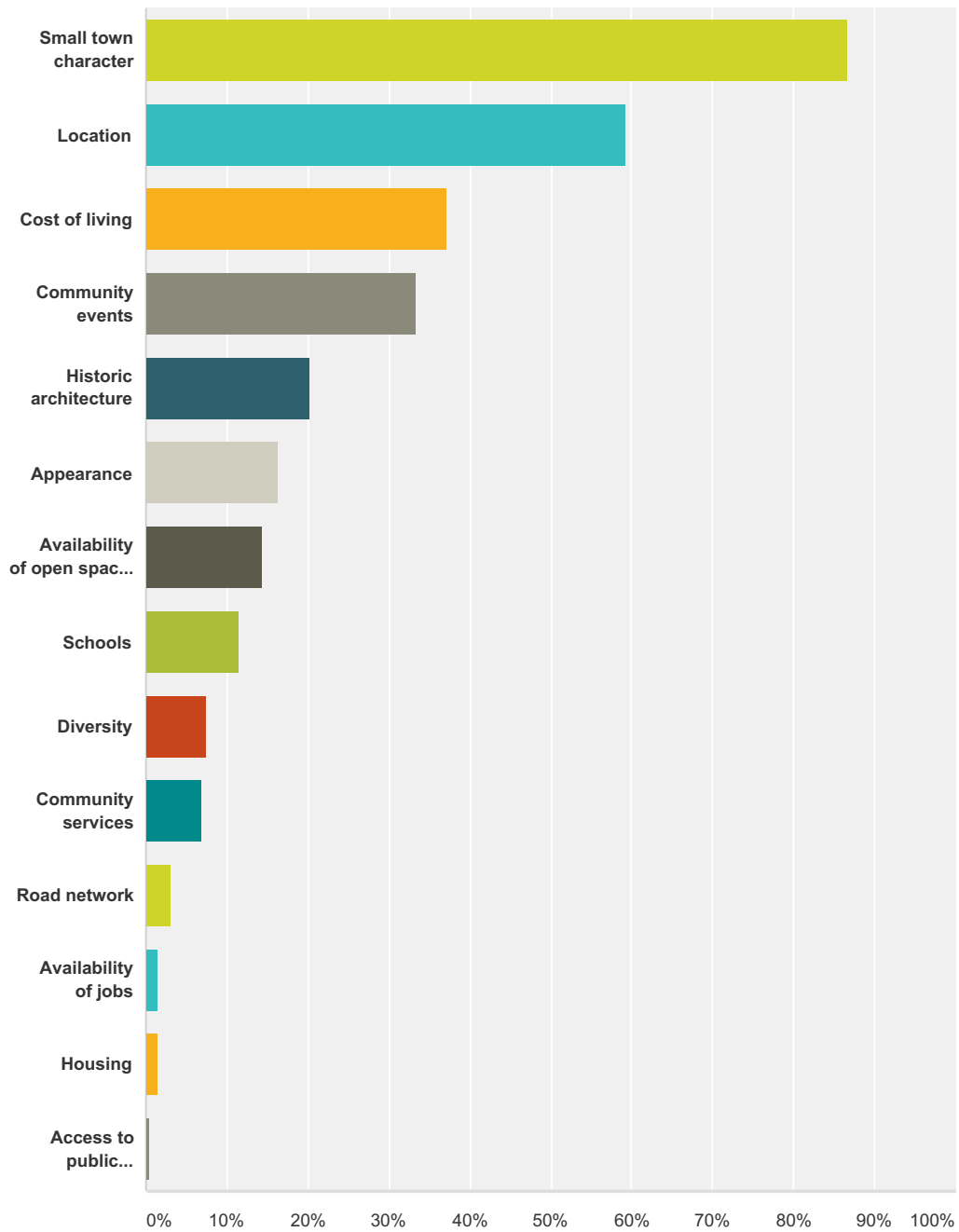


Answer Choices	Responses
Recreation and entertainment	84.41% 222
Restaurants (locally owned)	76.05% 200

Retail (small shops)	67.30%	177
Community facilities (community center, garden, etc.)	57.03%	150
Retail (large outlets / chains)	37.26%	98
Restaurants (franchise / chains)	34.60%	91
Single family homes	30.80%	81
Medical facilities	23.95%	63
Industrial / Manufacturing	22.81%	60
Senior housing or assisted living facilities	21.29%	56
Townhouses	17.87%	47
Condominiums	17.87%	47
Offices	17.11%	45
Apartments	14.45%	38
Duplexes	7.22%	19
Institutional uses (churches, government buildings, etc)	6.84%	18
Mobile Homes	1.14%	3
Total Respondents: 263		

Q29 The top three (3) things I like most about Milford are:

Answered: 263 Skipped: 0

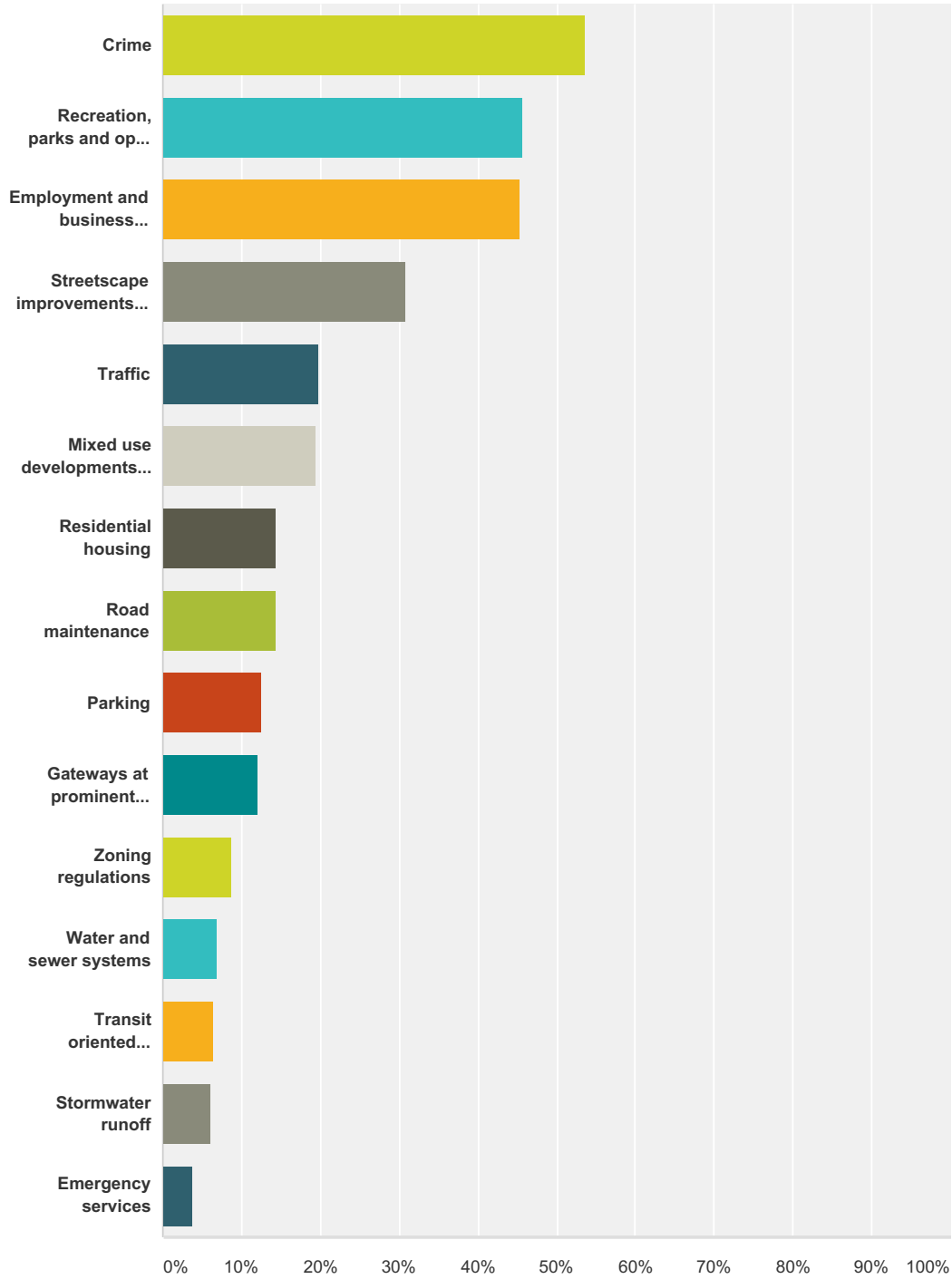


Answer Choices	Responses
Small town character	86.69% 228
Location	59.32% 156
Cost of living	37.26% 98
Community events	33.46% 88

Historic architecture	20.15%	53
Appearance	16.35%	43
Availability of open space, parks and recreation	14.45%	38
Schools	11.41%	30
Diversity	7.60%	20
Community services	6.84%	18
Road network	3.04%	8
Availability of jobs	1.52%	4
Housing	1.52%	4
Access to public transportation	0.38%	1
Total Respondents: 263		

Q30 The top three (3) things Milford officials should focus on as part of your vision for what Milford should become:

Answered: 263 Skipped: 0

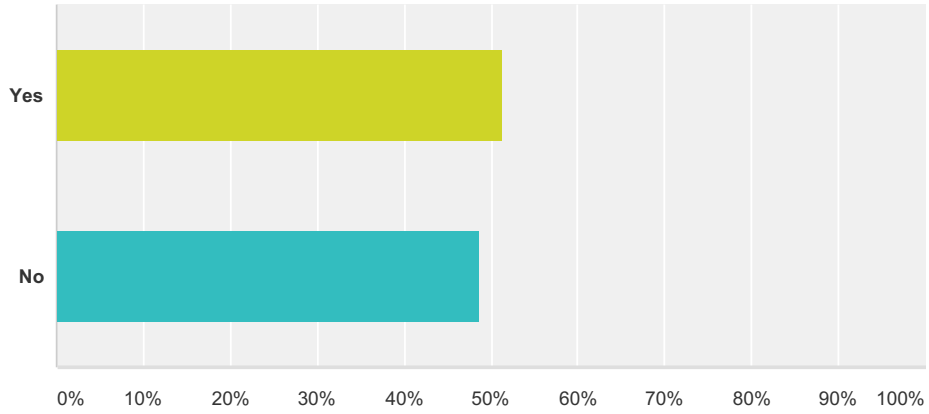


Answer Choices	Responses
Crime	53.61% 141

Recreation, parks and open space	45.63%	120
Employment and business opportunities	45.25%	119
Streetscape improvements and building facades	30.80%	81
Traffic	19.77%	52
Mixed use developments (developments or buildings with multiple uses)	19.39%	51
Residential housing	14.45%	38
Road maintenance	14.45%	38
Parking	12.55%	33
Gateways at prominent points of entry into the City	12.17%	32
Zoning regulations	8.75%	23
Water and sewer systems	6.84%	18
Transit oriented developments (developments located around public transportation)	6.46%	17
Stormwater runoff	6.08%	16
Emergency services	3.80%	10
Total Respondents: 263		

Q31 Do you know of any areas in Milford that have issues with stormwater or flooding?

Answered: 263 Skipped: 0



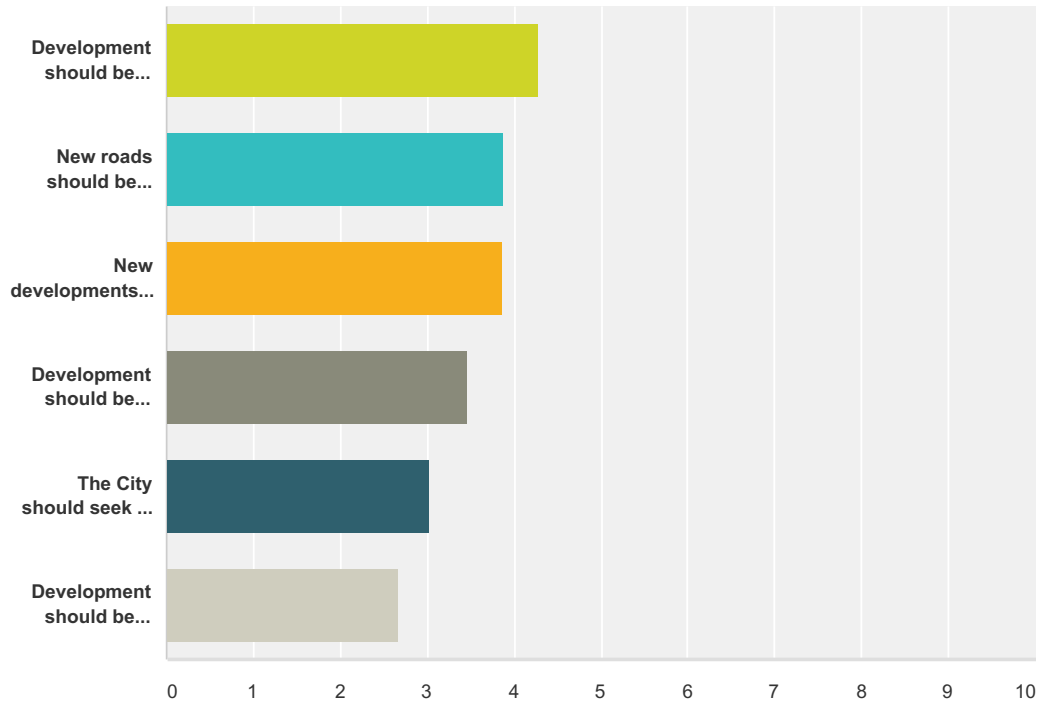
Answer Choices	Responses
Yes	51.33% 135
No	48.67% 128
Total	263

Q32 If Yes, please list below.

Answered: 131 Skipped: 132

Q33 The following question relates to the City's approach to future growth and annexation. Please note your level of agreement with each statement.

Answered: 263 Skipped: 0



	Strongly Disagree	Disagree	Neither Agree or Disagree	Agree	Strongly Agree	Total	Weighted Average
Development should be balanced with protection of farmland and open space in the Milford area.	1.90% 5	1.90% 5	12.93% 34	33.84% 89	49.43% 130	263	4.27
New roads should be designed to link in with existing City street system, where possible.	2.28% 6	4.56% 12	14.07% 37	60.84% 160	18.25% 48	263	3.88
New developments should be linked to the existing City with sidewalks and bike paths.	2.66% 7	5.32% 14	19.77% 52	47.91% 126	24.33% 64	263	3.86
Development should be encouraged primarily within the current City boundaries.	3.42% 9	13.69% 36	30.04% 79	38.02% 100	14.83% 39	263	3.47
The City should seek to annex new areas of land adjacent to the City.	11.79% 31	16.35% 43	34.60% 91	33.08% 87	4.18% 11	263	3.02
Development should be encouraged primarily outside of the current City boundaries.	12.55% 33	26.62% 70	42.21% 111	17.11% 45	1.52% 4	263	2.68

Q34 In the space below, please add any additional comments on issues of importance to you and your City's future that should be considered in the development of the Milford Comprehensive Plan.

Answered: 108 Skipped: 155