

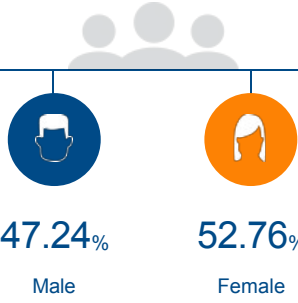
People



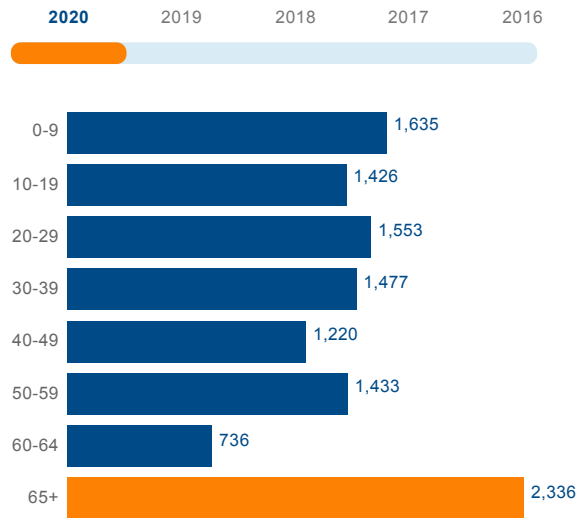
The total population of Milford is 11,821. The median age is 37.62

11,821

Total Population



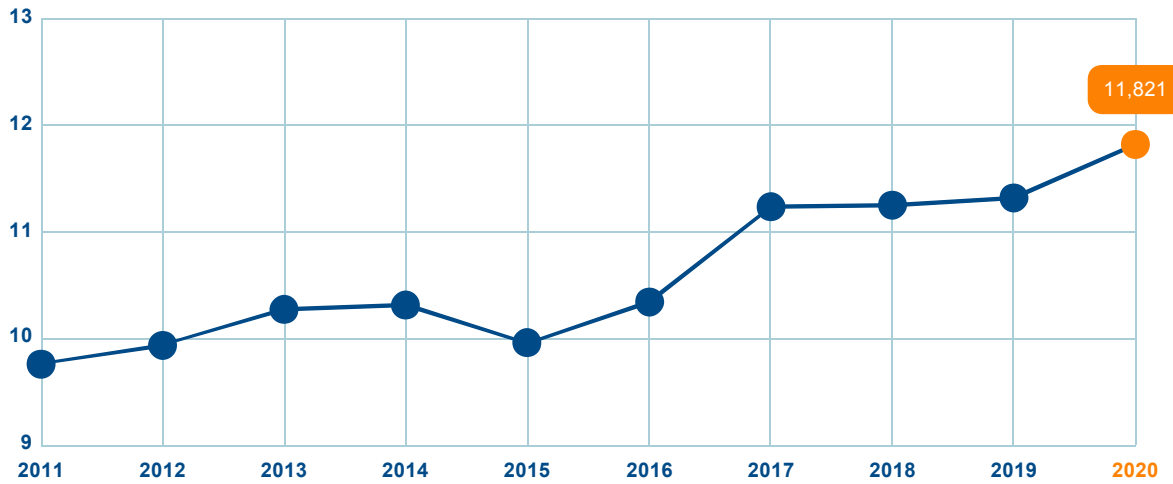
Age Distribution



Median Age

38

Population Growth (in thousands)



Educational Attainment

33.7% of the population in Milford have an Associate's degree or higher. 86.15% have a high school degree or higher.



< Grade 9
5.42%



Grade 9-12
8.44%



High School
31.95%



Some College
20.5%



Assoc Degree
8.41%



Bach Degree
15.92%



Grad Degree
9.37%



offer Associate's Degree or Certificate



offer Bachelor's Degree or Higher

Labor Force

Milford has a labor force of 5,834 people.

5,834

Labor Force

Talent

Where are the top jobs by occupation?

Executive,
Managers, and
Administrators



13.24%

963

Office and
Administrative
support



13.23%

962

Sales



11.31%

822

Construction and
Extraction



8.06%

586

Food Preparation,
Serving



5.75%

418

Total Employees

7,271



2020
2019
2018
2017

The work distribution of total employees in Milford is:



39%

Blue Collar



60%

White Collar

Total Establishments

751

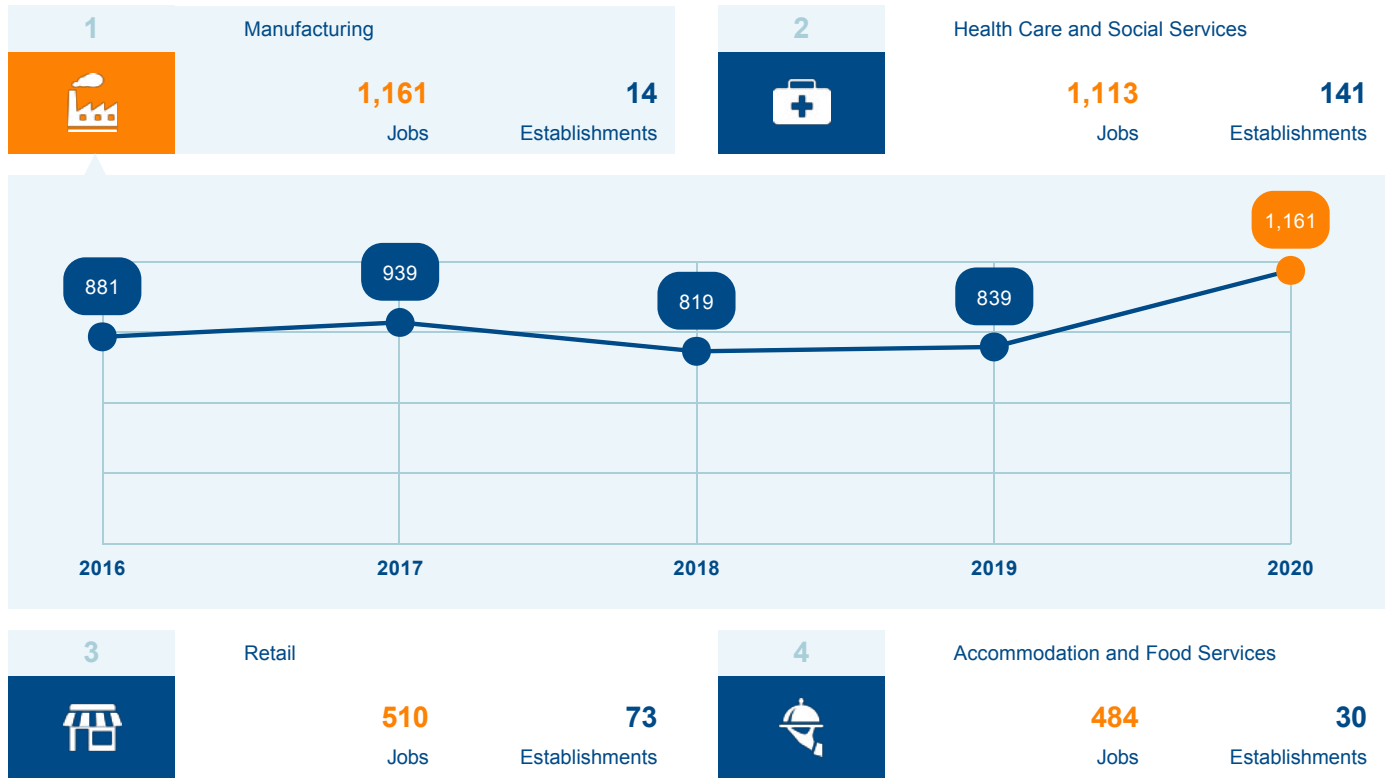


Businesses and Jobs



Milford has a total of 751 businesses. In 2019, the leading industries in Milford were Manufacturing, Health Care and Social Services, Retail, and Accommodation and Food Services.

What are the top industries by jobs?



How many employees do businesses in Milford have?



1-4 Employees	58.59%
5-9 Employees	20.77%
10-19 Employees	11.45%
20-49 Employees	6.13%
50-99 Employees	2.13%
100+ Employees	0.93%

Income and Spending



Households in Milford earn a median yearly income of \$57,066. 35.91% of the households earn more than the national average each year. Household expenditures average \$51,485 per year. The majority of earnings get spent on Shelter, Transportation, Food and Beverages, Health Care, and Utilities.



\$57,066

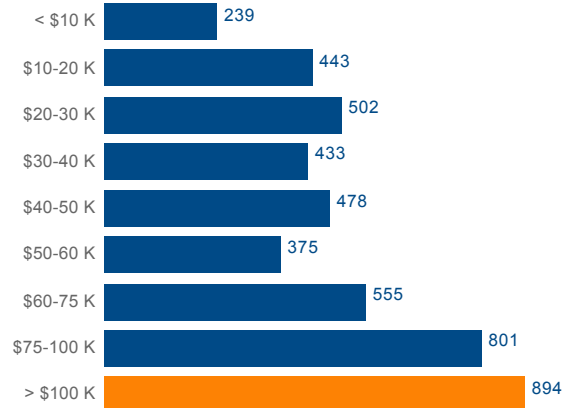
Median Household Income

8% less than the county

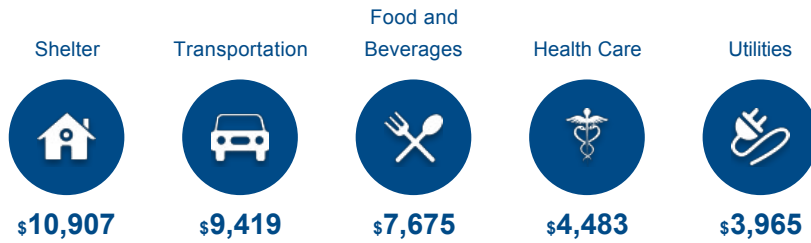
16% less than the state

10% less than the nation

Income Distribution



How do people spend most of their money?
PER HOUSEHOLD



\$51,485

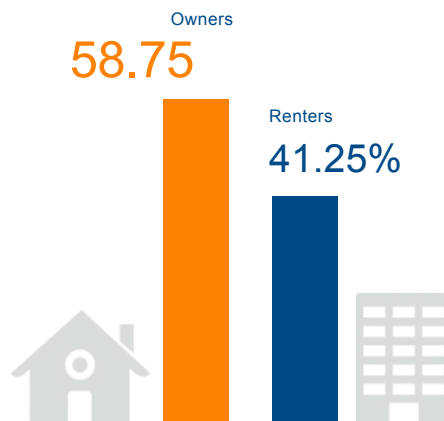
Median Household Expenditure

Housing



There are 42% more households who own their homes than there are renters.

Owners vs. Renters



Transportation



Residents spend an average of 21 minutes commuting to work. Milford is served by 22 airports within 50 miles. Rail can be accessed within the community. Interstates can be accessed 51 miles away.



21^{min}

Commute Travel Time



0 + 22^(+50 miles)

Airports in Community



51^{miles}

Distance to Interstate



Freight Rail

In Community

Taxes



Top State Corporate Income Tax

8.7%

Top State Corporate Capital Gains Tax

8.7%

Top State Personal Income Tax

6.6%

Top State Personal Capital Gains Tax

6.6%

State Sales Tax

0%